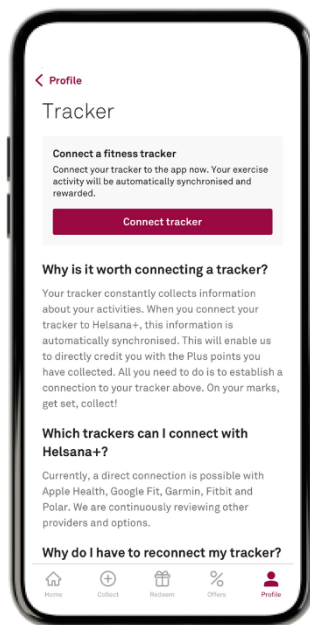
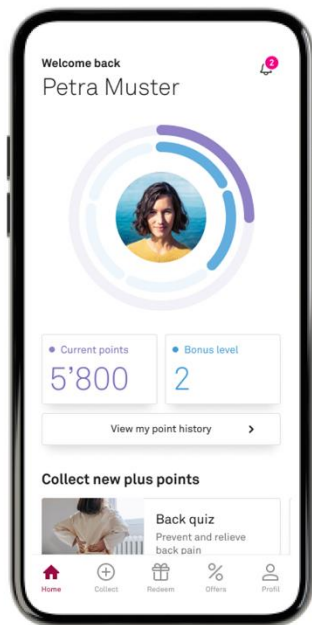


Link your tracker now
and automatically collect Plus points

Instructions
Connect Helsana+ with **Garmin**

Helsana
Engagiert für das Leben.

Connect Helsana+ with Garmin



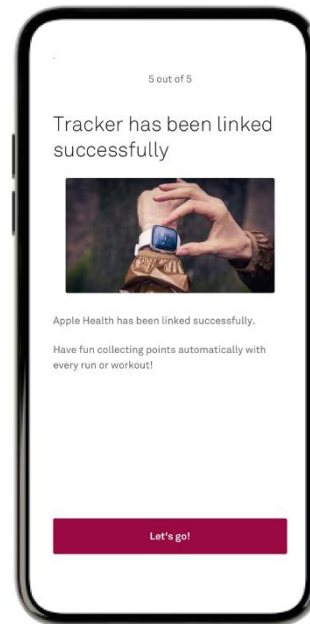
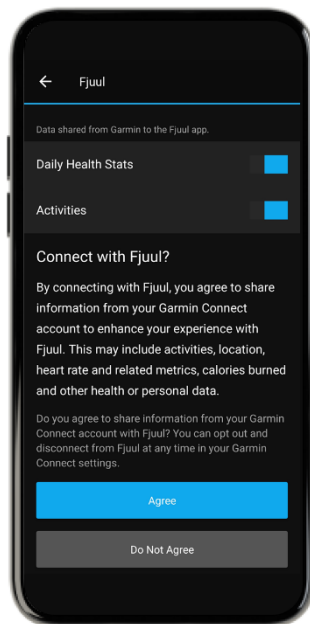
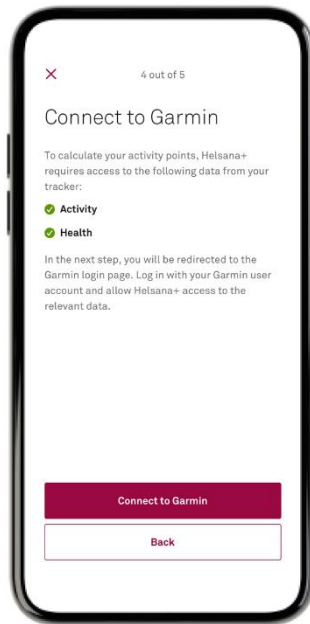
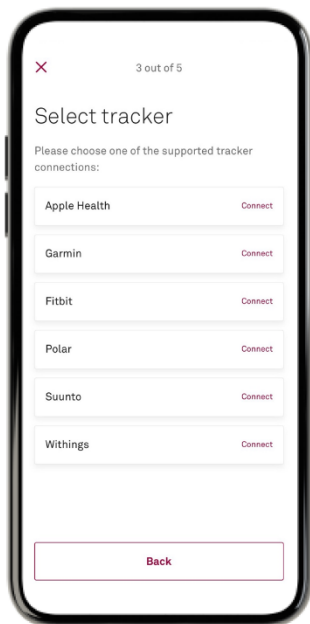
Open the Helsana+ app

Go to your profile and click on Tracker and afterwards on "Connect tracker"

Click "Continue"

Fill in your details and click "Continue"

Connect Helsana+ with Garmin



Select "Garmin"

Click on "Connect to Garmin". You will be taken to Garmin.

Activate the access to the required data and then click on "Agree"*.

Your tracker is now connected to Helsana+.

*Confirmation will be requested during the initial registration. The setting can be changed in the Garmin settings later.

Helsana

Do you have questions?

We are here to help.

plus@helsana.ch

Helsana

Engagiert für das Leben.